

# Evaluating the Effects of Interactivity in a Post-Editing Workbench

Nancy Underwood, Bartolomé Mesa-Lao, Mercedes García Martínez, Michael Carl

Center for Research and Innovation in Translation and Translation Technology

Copenhagen Business School, Denmark

E-mail: nancy.underwood@gmail.com, bm.abc@cbs.dk, mgm.abc@cbs.dk, mc.abc@cbs.dk

Vicent Alabau, Jesús González-Rubio, Luis A. Leiva, Germán Sanchis-Trilles, Daniel Ortíz-Martínez, Francisco Casacuberta

Departamento de Sistemas Informáticos y Computación

Universitat Politècnica de València, Spain

E-mail: fvalabau@dsic.upv.es, jegonzalez@dsic.upv.es, luileitog@dsic.upv.es, fdaormar@dsic.upv.es, gsanchis@dsic.upv.es, fcng@dsic.upv.es

## Abstract

This paper describes the field trial and subsequent evaluation of a post-editing workbench which is currently under development in the EU-funded CasMaCat project. Based on user evaluations of the initial prototype of the workbench, this second prototype of the workbench includes a number of interactive features designed to improve productivity and user satisfaction. Using CasMaCat's own facilities for logging keystrokes and eye tracking, data were collected from nine post-editors in a professional setting. These data were then used to investigate the effects of the interactive features on productivity, quality, user satisfaction and cognitive load as reflected in the post-editors' gaze activity. These quantitative results are combined with the qualitative results derived from user questionnaires and interviews conducted with all the participants.

**Keywords:** post-editing, machine translation, evaluation, interactive translation prediction.

## 1. Introduction

This paper describes a field trial and subsequent evaluation of a post-editing workbench which is currently under development in the EU-funded CasMaCat project. Based on user evaluations of the initial prototype of the workbench, this second prototype features a number of interactive options designed to improve productivity and user satisfaction. The workbench also includes facilities for logging keystrokes and eye-tracking data, which were used to collect process information from post-editing sessions carried out in a professional setting.

After describing some background research (Section 2), the salient features of the CasMaCat workbench are presented in Section 3. The field trial is described in Section 4 and we present preliminary analyses of the data collected in the field trial in Section 5. Our analyses focus on whether and how the introduction of interactive features affect time (productivity), quality, user satisfaction and gaze behaviour.

## 2. Background and related work

As machine translation (MT) has been improved over recent decades, language service providers are gradually adopting new workflows where the human translator is asked to post-edit MT outputs in order to attain different levels of quality. In recent years a variety of post-editing tools has been developed and evaluated (e.g. Aziz *et al.* 2012, Federico *et al.* 2012, Roturier *et al.* 2013).

Many of such post-editing tools include key-logging, which facilitates research into the translation and post-editing processes. Empirical human translation process research started in the 1980s (Lörscher 1991). Since then, research has developed in a direction which analyses, describes and models translator behaviour using eye-tracker and keyboard logging devices. While eye movements give a picture of how meaning is constructed from a string of source text symbols, typing behaviour reflects how the meaning is constructed in the target language (Carl *et al.* 2011).

In the quest for new types of assistance to the human post-editor, the CasMaCaT tool features interactive machine translation (IMT). Previous IMT systems include Langlais *et al.* (2000) and Barrachina *et al.* (2009), which incorporate a prediction model that interactively suggests translations to the human translator as she types. Similar work was carried out by Koehn (2010). Langlais *et al.* (2002) performed a human evaluation on their interactive prototype emulating a realistic working environment in which the users could obtain alternative renditions as they were typing to fix MT outputs. In this study, post-editors' productivity decreased by 17%, but they appreciated such an interactive system and declared that it could help them to improve their productivity after proper training.

Further research has also been carried out as part of the TransType2 project (Casacuberta *et al.* 2009). In this project, post-editors' performance tended to increase as they became acquainted with the interactive system over an 18-month period.

### 3. The CasMaCat workbench

The CasMaCat workbench is designed to support post-editing of machine translation outputs. The user is presented with a GUI in which the left-hand window displays the source text (ST) while the right-hand one contains the target text to be post-edited (TT). Texts are split into segments (corresponding to sentences and headings in the text) so that the translator post-edits one segment at a time. Once the post-editor is satisfied with the translation, she can approve it by clicking on the TRANSLATED button or save it for future revision using the DRAFT button. The user can see several segments on the screen at one time and can scroll back and forth to choose which segment to post-edit. It is always possible to return to previously saved translations and re-edit them.

The workbench contains a fully-fledged MT engine which, when interactivity is enabled, can search for alternative translations whilst the user is post-editing. Thus, as the user types, the MT system can suggest alternative target translations which the user can interactively accept or edit or request a new alternative translation using the mouse-wheel. In addition, the translator can also choose to enable a number of advanced visualization options such as displaying the correspondences between source and target words, displaying the confidence level of the translation proposed by the MT engine or highlighting words edited by the user. Figure 1 shows a screenshot of the system where the user can choose to enable the various visualization options available when post-editing.

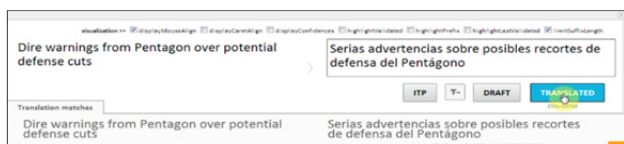


Figure 1: Visualization options in the CasMaCat GUI

The workbench also includes facilities for logging system configuration and user activity data including keystrokes and gaze obtained using an eye-tracking device. The data collected in the field trial is described in Carl *et al.* (2014) and it is now publicly available in the CRITT Translation Process Research Database (TPR-DB)<sup>1</sup> under the study name CFT13.

### 4. The Field Trial

The field trial was carried out in June 2013 under the auspices of the Celer Soluciones<sup>2</sup>, a partner in the CasMaCat project.

<sup>1</sup> This resource is available from the following website: CRITT Translation Process Database (TPR-DB) [on-line] <[http://bridge.cbs.dk/platform/?q=CRITT\\_TPR-db](http://bridge.cbs.dk/platform/?q=CRITT_TPR-db)>. [Last accessed: March 20, 2014].

<sup>2</sup> CELER Soluciones SL is a language service provider based in Madrid.

### 4.1 Participant profiles

The field trial involved nine Spanish post-editors and four reviewers. The post-editors were all freelance translators employed by Celer Soluciones and all but one had previous experience of post-editing MT as a professional service. Of the reviewers, there were two in-house and one freelance reviewer, as well as freelance translator. More specific data on all the participants' age, level of experience, professional education, etc., is also available in the CRITT TPR-DB (metadata folder).

### 4.2 Experimental design

In order to assess and compare the effects of enabling interactivity and visualization options, each participant in the trial was required to work with three different configurations of the workbench's GUI:

- Traditional post-editing with no assistance during the process (PE).
- Post-editing through basic interactive translation prediction (ITP), where the post-editors were presented with alternative ways to complete sentences as they typed their changes.
- Post-editing through advanced interactive translation prediction (AITP) featuring different visualisations (e.g. suffix length, confidence measure and word alignments) while the translator interactively post-edited the raw MT output.

Each participant post-edited nine different texts making a total of 81 post-editing sessions in all. The source texts were short news items in English from the corpus news-commentary 2012 (Callison-Burch *et al.* 2008). They were approximately 1,000 words long comprising between 30 and 63 segments and they were pre-translated into Spanish by a statistical MT system and then loaded into the CasMaCat workbench for the participants to post-edit.

The nine texts were divided into three sets of three texts each (Datasets 1, 2 and 3) which were used during the different phases of the experiment. For each participant three post-editing sessions (using the texts from Dataset 1) were carried out at the offices of Celer Soluciones where the eye-tracker was used to record gaze behaviour, whilst their other 6 sessions (using Datasets 2 and 3) were performed at home where no eye-tracking was available.

To ensure an equal distribution of texts and GUIs across the participants each one was assigned tasks specifying which GUI (PE, ITP or AITP) they should use to each text, so that all texts were post-edited by all participants using all GUIs. The assignment of texts and GUIs was distributed in order to avoid any ordering effects. The distribution of texts in the sessions at Celer Soluciones offices is shown in Table 1.

Participant	GUI		
	PE	ITP	AITP
01	text 1.1	text 2.1	text 3.1
02	text 2.1	text 3.1	text 1.1
03	text 3.1	text 1.1	text 2.1
04	text 3.1	text 1.1	text 2.1
05	text 1.1	text 2.1	text 3.1
06	text 2.1	text 3.1	text 1.1
07	text 2.1	text 3.1	text 1.1
08	text 3.1	text 1.1	text 2.1
09	text 1.1	text 2.1	text 3.1

Table 1: Text/GUI distribution in the field trial

Before starting their tasks, participants were introduced to the workbench and its different GUIs. They were given time to familiarise themselves with the tool and try out the different visualization options. In the case of the AITP GUI, the participants themselves chose which extra options they would enable when post-editing (e.g. source and target word alignments).

The sessions recorded at the Celer Soluciones offices were then revised by the reviewers. Each of the reviewers was assigned to review the work of two or three of the post-editors.

After each session participants were asked to fill out a questionnaire and were then interviewed in depth after all sessions at Celer Soluciones were completed.

## 5. Analysis of the field trial results

The results of the field trial logged in the CasMaCat workbench have been pre-processed into various types of data reflecting the participants' activities such as the duration and number of manual insertions and deletions, pauses and gaze fixations. This enabled us to analyse the data at the individual word and segment level as well as the session level.

### 5.1 Time

The raw logging data includes time stamps which enable us to calculate the duration of keystrokes and gaze events. However, in the sessions carried out at home a few participants registered very long pauses (up to several hours) which indicate that these sessions were interrupted. In order to prevent these pauses from contorting the rest of the data, we first experimented with removing pauses of over 5 seconds. Pauses of a length between one and five seconds have been used in previous studies to fragment the text production rhythm into typing or processing units (Alves and Vale 2009, Lacruz *et al.* 2012, Carl 2012). However, this focus on typing activity including only such small pauses had the effect of excluding legitimate pauses in keyboard activity where the post-editor was nevertheless working on the task. It emerged that there was a greater contribution of short pauses to the total post-editing time when using the ITP and AITP GUIs

compared to the PE GUI and as a result, removing pauses of more than 5 seconds increases the relative differences between traditional and interactive post-editing. Therefore for the purposes of comparison we calculated the durations of user activity excluding pauses lasting over 200 seconds.

Figure 2 shows a comparison between the total duration of the post-editing sessions with the duration excluding pauses over 200 seconds.

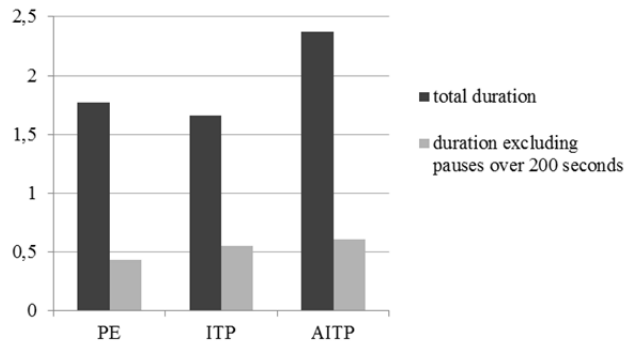


Figure 2: Post-editing time in seconds: total duration vs duration excluding pauses

Although this greatly reduces the total duration of all the post-editing sessions, at the segment level, excluding pauses of over 200 seconds does not cause such significant differences in the average post-editing time per segment as can be seen in Figure 3.

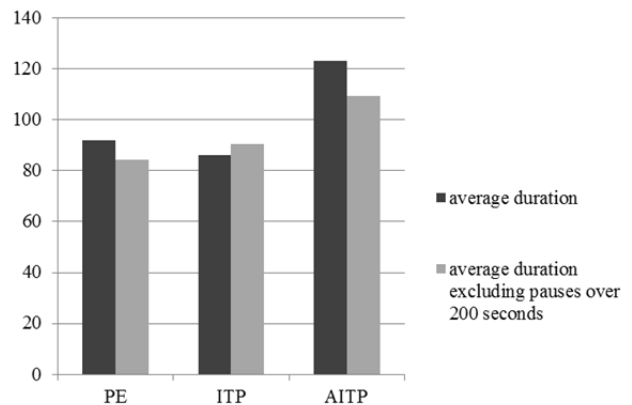


Figure 3: Average post-editing time (in seconds) per segment

For the purposes of this evaluation, then, these post-editing times (excluding pauses over 200 seconds) were used. The average time per segment when performing post-editing without interactivity (PE) was thus 84.47 seconds compared to 90.53 seconds using the ITP GUI and 109.44 with the AITP GUI. Thus it seems that enabling interactivity and visualisation increases post-editing times overall.

Nevertheless, such a coarse-grained metric does not provide a true measure of the productivity potential of the tool. Firstly, the text segments were of various lengths and thus a finer-grained metric based on the average time taken per word was employed next. Secondly, the tool was new for all participants and analysing the data in the light of the order in which the post-editors performed their tasks indicates an improvement in speed as the as users become more familiar with the workbench.

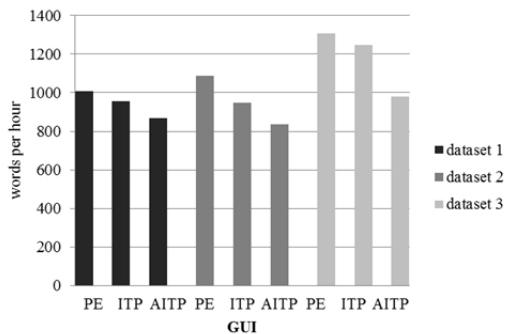


Figure 4: Words per hour and GUI for each dataset

Figure 4 shows the average productivity (words per hour) for each GUI distributed across the different datasets. Since the different datasets were post-edited in order, by focusing on the different datasets we are able to see the changes in productivity over time. As can be seen in Figure 4, the productivity for each type of GUI averaged over all participants does indeed increase over time. This would support the hypothesis that, even over this short period of time there is a general learning effect. Nevertheless these results still show a marked difference in productivity depending on the GUI being used, so that in Dataset 3 participants on average still apparently perform better with the basic post-editing GUI than with the interactive GUIs.

However drilling down to the results for individual post-editors and texts reveals some interesting results and further supports the idea that productivity using the tool will improve over time. Of the nine participants in the trial, four demonstrated consistent productivity improvements when using the interactive GUIs. Figure 5 shows the example of Participant 09.

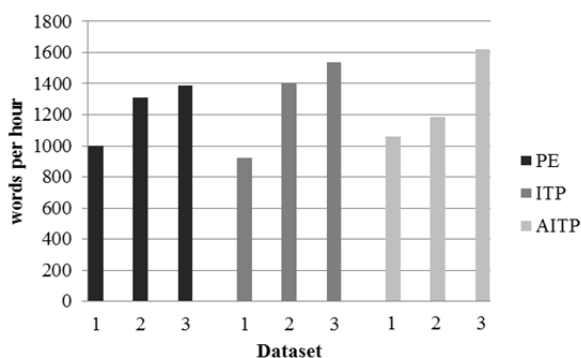


Figure 5: Words per hour and GUI for Participant 09

Participant 09 not only improved her productivity in general, but by the last phase of the field trial (when post-editing Dataset 3) also increased productivity when interactivity and visualisation were enabled achieving 1058, 1188 and 1620 words per minute with PE, ITP and AITP respectively. A similar pattern of results was observed with Participants 01, 04 and 06. The other five participants (02, 03, 05, 07, and 08) performed more erratically.

In order to investigate the learning effect more thoroughly our next step is to carry out a longitudinal study where users will test the tool for a longer period of time (e.g. four weeks).

## 5.2 Quality

We were also interested in assessing whether the different GUIs affected the perceived quality of the post-edited texts. The quality of the post-edited texts was assessed both quantitatively, by counting the revisions made by the reviewers, and qualitatively by manually scoring the quality of each segment.

### 5.2.1 Revisions by reviewers

As described above, the texts which were post-edited at the Celer Soluciones (Dataset 1) were also revised by reviewers. The amount of revisions which were made by the reviewers may be interpreted as a measure of the quality of the post-edited text. The analysis was based on revisions made at the word level rather than characters because this typically has a much closer relation with both semantic quality and style than individual character differences.

However simply counting the overall number of insertions and deletions by reviewers revising the texts would not take into account the differing lengths of the texts in the dataset. Therefore a relative value in terms of % was used. Figure 6 shows the overall percentage of words changed by reviewers in each GUI.

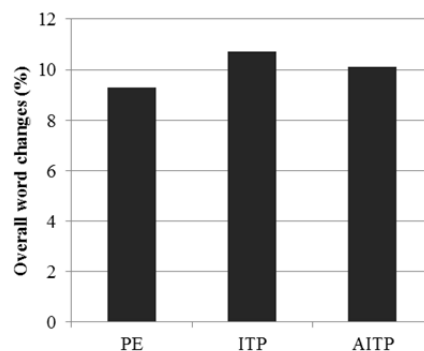


Figure 6: Revisions by reviewers % of words changed per GUI

For each GUI the percentage of words changed is around 10% (specifically PE: 9.3% ITP: 10.7% and AITP: 10.1%) Based on these results there does not seem to be a great deal of variation in the quality of the post-edited

texts produced using the different GUIs.

### 5.2.2 Manual scoring

Following de Almeida (2013), all the segments post-edited in Dataset 1 and 3 were manually scored according to the following four categories: i) *essential changes introduced* (i.e. correction of MT errors); ii) *preferential changes introduced* (i.e. stylistic or unnecessary changes); iii) *essential changes not implemented*; iv) *new errors introduced*. The last two categories are most salient when considering the effects of different GUIs on the quality of the post-edited output. Table 2 shows the average number of changes made per segment in the different categories according to the GUIs used.

	Essential changes	Pref. changes	Ess. changes not impl.	New errors
PE	3.17	0.51	0.39	0.15
ITP	3.17	0.44	0.39	0.23
AITP	3.20	0.50	0.33	0.14

Table 2: Average of post-editing changes per segment

Overall the use of different GUIs does not generally seem to have a great effect on the number and type of changes made by the post-editors. However, the number of new errors introduced by post-editors is higher when the ITP GUI is used. Looking at the gaze data, most of these errors are clearly due to the post-editor not paying full attention to the suggestions that the ITP GUI provides (e.g. they immediately shift attention after typing some text without checking whether this triggered the system to automatically insert some text).

On the other hand, with the AITP GUI, the average number of essential changes that were not implemented is lower than when post-editing using the other two GUIs indicating a slight positive impact on the quality of the post-edited text.

### 5.3 User satisfaction

User satisfaction was evaluated in two ways. The post-editors were asked to complete questionnaires rating their satisfaction with the different CasMaCat GUIs and they were also interviewed at length after working with all three GUIs.

#### 5.3.1 User satisfaction questionnaires

After each session, the post-editors were asked to rate their satisfaction with their output and the CasMaCat tool on a 1-5 Likert scale. They were asked to respond to the following questions:

- How satisfied are you with the translations you have produced? (*Satisfaction*)

- How would you rate the workbench you have just used in terms of usefulness/aids to perform a post-editing task? (*Tool*)
- From the linguistic point of view, how would you rate the quality/accuracy of the MT outputs provided (on average)? (*MT quality*)
- Would you have preferred to work on your translation from scratch? (*From scratch*)
- Would you have preferred to work on the MT output without the interactivity provided by the system? (*Without Interactivity*)

The post-editors' responses for the different GUI configurations are shown in the following tables:

Participant	Satisfaction	Tool	MT quality	From scratch
P01	3	3	4	No
P02	4	3	4	Yes
P03	3	3	2	Yes
P04	4	3	2	No
P05	4	4	4	No
P06	5	3	4	No
P07	3	2	2	Yes
P08	4	2	3	Yes
P09	4	1	3	Yes

Table 3: Ratings for traditional post-editing (PE)

Participant	Satisfaction	Tool	MT quality	From scratch	Without interactivity
P01	4	4	4	No	No
P02	4	2	2	Yes	Yes
P03	3	3	2	No	No
P04	4	4	3	No	Yes
P05	3	4	4	No	No
P06	5	3	2	No	Yes
P07	4	1	2	Yes	Yes
P08	4	2	3	No	Yes
P09	4	4	3	Yes	Yes

Table 4: Ratings for post-editing with interactivity (ITP)

Participant	Satisfaction	Tool	MT quality	From scratch	Without interactivity
P01	4	4	4	No	No
P02	4	4	3	Yes	No
P03	4	4	4	No	No
P04	5	4	4	No	No
P05	4	3	4	No	No
P06	5	2	3	No	Yes
P07	3	2	2	Yes	No
P08	3	3	3	No	Yes
P09	4	3	2	Yes	No

Table 5: Ratings for post-editing with advanced interactivity (AITP)

The results from the questionnaire show varying levels of satisfaction with different GUIs. Some participants (01, 03 and 04) report increased satisfaction with their

translations when using a GUI with interactivity enabled (ITP and AITP) compared with the traditional non-interactive mode (PE).

On the whole, when asked whether they would prefer to translate from scratch rather than post-edit, participants tended to give the same response irrespective of the GUI they were using. Thus three participants consistently said they would prefer to translate from scratch, whilst four would rather post-edit. However two participants (03 and 08) who preferred to translate from scratch when using the traditional post-editing mode (PE) changed their minds after working with the interactive GUIs

When working with the ITP GUI six of the nine participants reported that they would prefer to work without interactivity, but this changed substantially when they were working with the AITP GUI where only two participants stated that they would prefer to work without interactivity.

### 5.3.2 User interviews

The views expressed by the post-editors in the final interview about interactivity while post-editing were mixed. On the one hand, five of them explicitly commented that they would have preferred to post-edit without any kind of interactivity. For them, many of the auto-completions suggested by the workbench were a nuisance rather than a help. Touch typists commented that they often didn't even look at the suggestions provided by the system thinking that they would be faster. Indeed, the logged data show a number of cases where the systems predictions are overwritten by the post-editor entering exactly the same text.

On the other hand, four post-editors said that, although they would need more time to become more familiar with interactivity while post-editing, they think it is a promising feature to improve their productivity. For this second group of users, interactivity was viewed as something positive, although they would need more experience with the workbench in order to make the most out of it.

### 5.4 Gaze behaviour

The data collected by the eye-tracker was used to investigate where the post-editors tended to direct their attention during the post-editing session.

Unfortunately the eye-tracking data for two of the participants was found to be unreliable. Participant 01 suffered from nystagmus which distorts the eye-tracking data, whilst the typing skills of Participant 06 were so poor that he spent most of the sessions looking at the keyboard. Therefore the gaze data from these two participants was also excluded from the evaluation.

The average duration of gaze fixations in the source and target windows for the remaining seven participants were

calculated for each GUI. Users exhibited a marked difference in the amount of time which they gazed at the source and target windows, as can be seen in Figure 7.

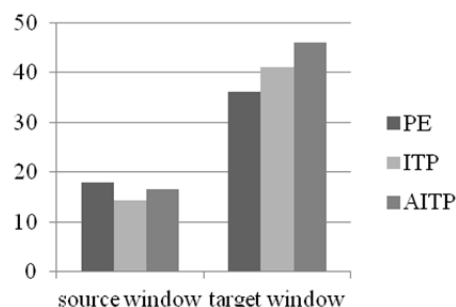


Figure 7: Average gaze fixations per segment in seconds

It is not surprising that in all cases, post-editors registered longer gaze fixations in the target window than in the source window. The main task of the post-editor is to edit the MT output presented in the target window and therefore it would be expected that more attention would be directed at that window than if the subject was translating the text in the source window from scratch.

More interesting, however, is the fact that enabling interactivity and advanced visualization options causes both an increase in gaze fixations in the target window and a corresponding decrease in the source window. In the traditional post-editing mode (PE) the average gaze fixation was 18,037 ms in the source window vs. 36,139 ms in the target window, compared to 14,422 vs. 41,052 ms when interactivity was enabled (ITP) and 16,569 vs. 45,999 when extra visualizations options were enabled (AITP). It seems likely that this is due at least partly to the increased activity occasioned by the interactivity in the target window and the next logical step would be to drill down and consider the behaviour of individual post-editors and correlate this with their translation styles and the visualisation options which were chosen in the AITP GUI.

## 6. Conclusions and future work

The purpose of carrying out this field trial was to assess the suitability of the second CasMaCat prototype for use by professional post-editors in a commercial setting and to provide feedback to the development of the next prototype. In this case we were interested in discovering the effects, if any, of the new interactive features which have been incorporated in the current prototype. Suitability can be defined both in terms of the performance (productivity and translation quality) which can be achieved using the workbench, end-user acceptance and satisfaction with the tool, as well as the amount of effort required from the end-user. Thus we have applied both quantitative and qualitative measures.

In this preliminary analysis of the results, we have seen that when looking at overall productivity across all participants, the use of interactive features appeared to

have a deleterious effect. However, drilling down to the performance of individual participants showed that four of the nine participants performed better using interactive GUIs. Indeed they also improved their productivity over the three different phases of the experiment. This raises the question of whether this apparent learning effect would be reproduced over a longer period of time and for all participants. In the future, we plan to perform a longitudinal study to see the effects of increasing familiarity with the tool.

On the other hand, the poorer performance of the other five participants may have been due to their particular professional profiles (age, experience, education, etc.) and a logical next step will be to correlate data from their profiles with their performance. We would also like to go further and compare the performance results with both the participant profiles and their responses to the user satisfaction questionnaire in order to discover whether there is a link between a user's profile and the level of satisfaction expressed, as well as between satisfaction levels and performance.

## 7. Acknowledgements

The work described in this paper was carried out under the auspices of the EU project CasMaCat: Cognitive Analysis and Statistical Methods for Advanced Computer Aided Translation, supported by the European Union 7th Framework Programme Project 287576 (ICT-2011.4.2). Website: <http://www.casmacat.eu>.

## 8. References

- Alves, F., Vale, D. (2009). Probing the unit of translation in time: aspects of the design and development of a web application for storing, annotating, and querying translation process data. *Across Languages and Cultures* 10(2), pp. 251--273.
- Aziz, W., Sousa, S. C. M., Specia, L. (2012). PET: a tool for post-editing and assessing machine translation. *Proceedings of the Eighth International Conference on Language Resources and Evaluation. LREC 2012*. Paris: ELRA.
- Barrachina, S., Bender, O., Casacuberta, F., Civera, J., Cubel, E., Khadivi, S., Lagarda, A., Ney, H., Tomás, J., Vidal, E., Vilar, J.M. (2009). Statistical approaches to computer-assisted translation. *Computational Linguistics*, 35(1), pp. 3--28.
- Callison-Burch, C., Fordyce, C., Koehn, P., Monz, C., Schroeder, J. (2008). Further meta-evaluation of machine translation. *Proceedings of the Third Workshop on Statistical Machine Translation, StatMT '08*, pp. 136--158.
- Carl, M., Dragsted, B., Jakobsen, A.L. (2011). On the Systematicity of Human Translation Processes. Paper presented at *Tralogy 2011. Translation Careers and Technologies: Convergence Points for the Future*. Paris, March, 03-04, 2011.
- Carl, M., García Martínez, M., Mesa-Lao, B., Underwood, N. (2014). CFT13: A Resource for Research Into the Post-Editing Process. *Proceedings of the Ninth International Conference on Language Resources and Evaluation. LREC 2014*. Paris: ELRA.
- Carl, M. (2012). The CRITT TPR-DB 1.0: A Database for Empirical Human Translation Process Research. In S. O'Brien, M. Simard, L. Specia (Eds.), *Proceedings of the AMTA 2012 Workshop on Post-Editing Technology and Practice*. Stroudsburg, PA: Association for Machine Translation in the Americas (AMTA), pp. 9--18.
- Casacuberta, F., Civera, J., Cubel, E., Lagarda, A.L., Lapalme, G., Macklovitch, E., Vidal, E. (2009). Human interaction for high quality machine translation. *Communications of the ACM*, 52(10), pp. 135--138.
- de Almeida, G. (2013). *Translating the post-editor: an investigation of post-editing changes and correlations with professional experience across two romance languages*. Ph.D. Thesis Dublin City University: School of Applied Language and Intercultural Studies
- Federico, M., Cattelan, A., Trombetti, M. (2012). Measuring User Productivity in MT Enhanced Computer Assisted Translation. In S. O'Brien, M. Simard, L. Specia (Eds.), *Proceedings of the AMTA 2012 Workshop on Post-Editing Technology and Practice*. Stroudsburg, PA: Association for Machine Translation in the Americas (AMTA).
- Koehn, Ph. (2010). Enabling monolingual translators: post-editing vs. options. *NAACL HLT 2010 - Human Language Technologies: Proceedings of the 2010 Annual Conference of the North American Chapter of the Association for Computational Linguistics*, pp. 537--545.
- Lacruz, I., Shreve, G., Angelone, E. Average Pause Ratio as an Indicator of Cognitive Effort ort in Post-Editing: A Case Study. In S. O'Brien, M. Simard, L. Specia (Eds.), *Proceedings of the AMTA 2012 Workshop on Post-Editing Technology and Practice*. Stroudsburg, PA: Association for Machine Translation in the Americas (AMTA).
- Langlais, P., Foster, G., Lapalme, G. (2000). TransType: unit completion for a computeraided translation typing system, applied natural language processing. *Applied Natural Language Processing (ANLP)*, pp. 46--51.
- Langlais, P., Lapalme, G. (2002). TransType: development-evaluation cycles to boost translator's productivity. *Machine Translation*, 17(2), pp.77--98.
- Löescher, W. (1991). *Translation performance, translation process and translation strategies*. Tuebingen: Guten Narr.
- Roturier, J., Mitchell, L., Silva, D. (2013). The ACCEPT Post-Editing Environment: a Flexible and Customisable Online Tool to Perform and Analyse Machine Translation Post-Editing. In S. O'Brien, M. Simard, L. Specia (Eds.), *Proceedings of MT Summit XIV Workshop on Post-editing Technology and Practice*, Nice, September 2, 2013, pp. 119--128.